













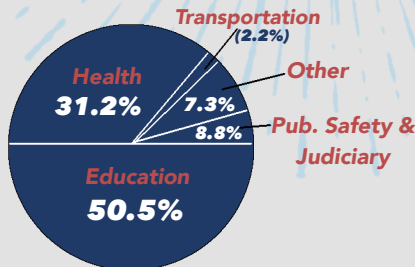
Did You KNOW?

In Fiscal Year 2019, 92.72% of our State Appropriated Budget has gone to just 12 State Agencies?

Here are the Top 12:

Agency	FY'18	FY'19	% of Approps
1. Dep't of Education 	\$2,432,159,067	\$2,912,985,147	38.5%
2. Health Care Authority 	\$1,018,713,566	\$1,132,465,946	11.17%
3. Higher Education 	\$768,878,667	\$776,707,167	10.3%
4. Dep't of Human Services 	\$695,270,253	\$729,431,808	9.7%
5. Dep't of Corrections 	\$482,822,248	\$517,255,503	6.8%
6. Mental Health Dep't 	\$325,824,832	\$337,108,145	4.5%
7. Dep't of Transportation 	\$154,070,148	\$165,853,359	2.2%
8. Career & Technology Ed. 	\$111,769,218	\$124,337,661	1.6%
9. Dep't of Public Safety 	\$94,748,845	\$97,610,968	1.3%
10. Juvenile Affairs 	\$90,924,763	\$92,784,336	1.2%
11. Dep't of Health 	\$52,735,866	\$54,874,700	.7%
12. District Courts 	\$54,252,727	\$54,422,613	.7%

Funding
by
Category



All budgetary info is available on the OK Senate website (www.oksenate.gov). Please note, Appropriations are not these agencies' total budgets. Agencies also receive funding from other sources such as fees, local taxes, and Federal funds.